



# Tree Management Company

15621 W. 87th Pkwy., #115 Lenexa, Kansas 66219 Ph: 913.894.8733 Fx: 913.894.1967

## DISCLAIMER

Examination was made of above ground parts of the tree(s) only and was limited to a visual examination of the accessible items without dissection, excavation, probing, or coring. There was no root collar excavation or inspection. There was no aerial or climbing inspection. There is no guarantee that the trees will be free from problems or defects in the future. I neither inspected nor evaluated any additional trees on site that were not part of my assignment.

The information contained in this report reflects the condition of the examined trees and component parts at the time of inspection. I have not done a focused risk assessment. Without a thorough and focused risk assessment it is difficult to estimate the likelihood that a tree may fail and cause damage to life or property. Even with such an assessment, there are no guarantees that a tree will not fail unexpectedly. Trees are dynamic living organisms subject to many influencing factors. All trees are potentially hazardous, regardless of their apparent health and vigor. It is impossible to be certain that any tree is absolutely safe and without risk. **Trees can be managed, but they cannot be controlled. To live near trees is to accept some degree of risk. The only way to eliminate all risk associated with trees is to eliminate all trees.**

## ASH INVENTORY GLOSSARY/RATING GUIDE

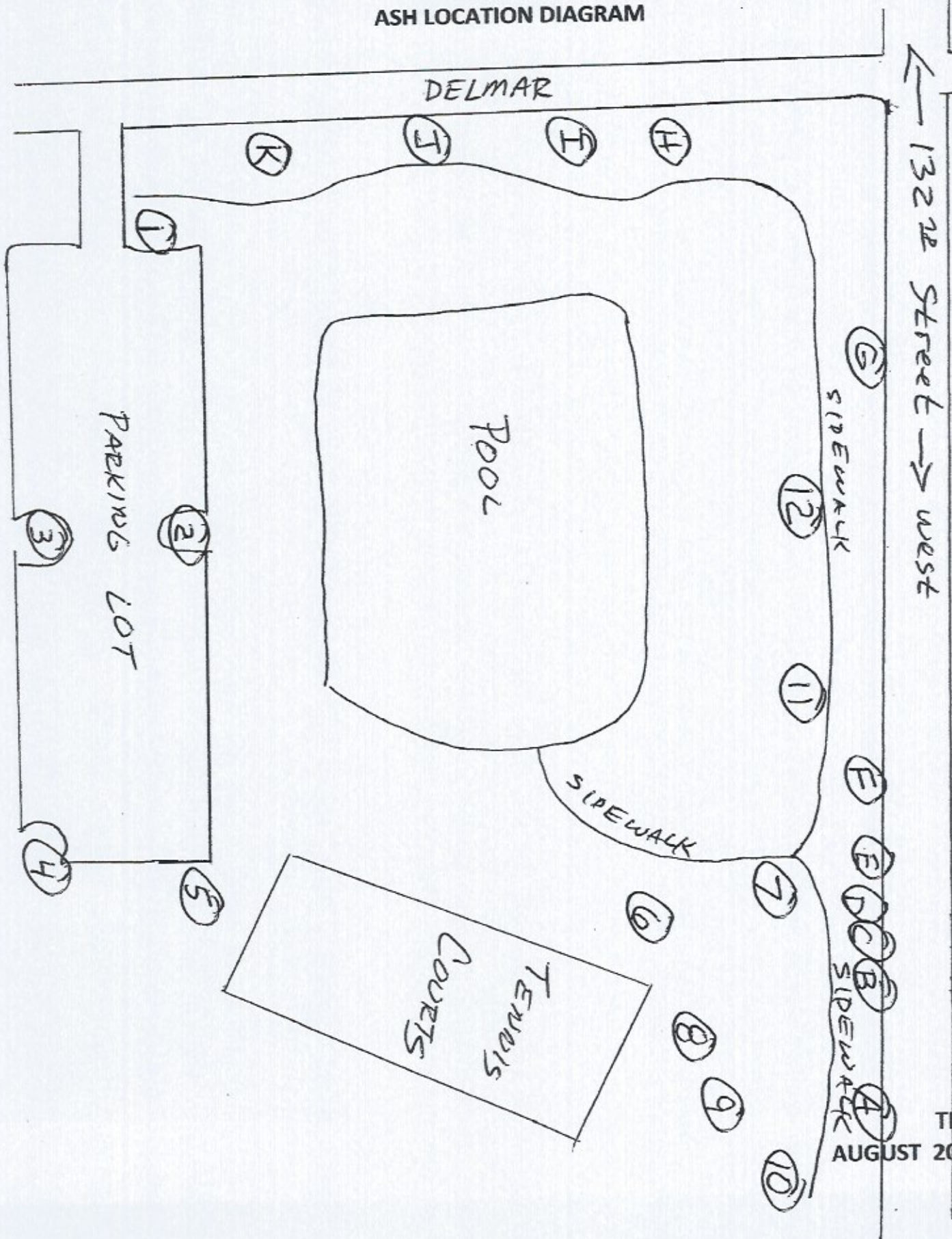
| General Condition Rating |                    |
|--------------------------|--------------------|
| 1                        | Excellent Specimen |
| 2                        | Good               |
| 3                        | Fair               |
| 4                        | Poor               |

| Structure Rating |      |
|------------------|------|
| 1                | Good |
| 2                | Fair |
| 3                | Poor |

| Glossary of Terms |  |
|-------------------|--|
| TR                | Observable trunk wound or decay            |
| DL                | Significant dead limbs throughout canopy   |
| SG                | Stem/trunk girdling root                   |
| PF                | Poor flare at soil line                    |
| FG                | Flower gall                                |
| LF                | Limb failures                              |
| FD                | Foliar disease                             |
| R                 | Removal recommended                        |
| W                 | White ash                                  |
| G                 | Green ash                                  |
| DBH               | Diameter at breast (4.5') height in inches |



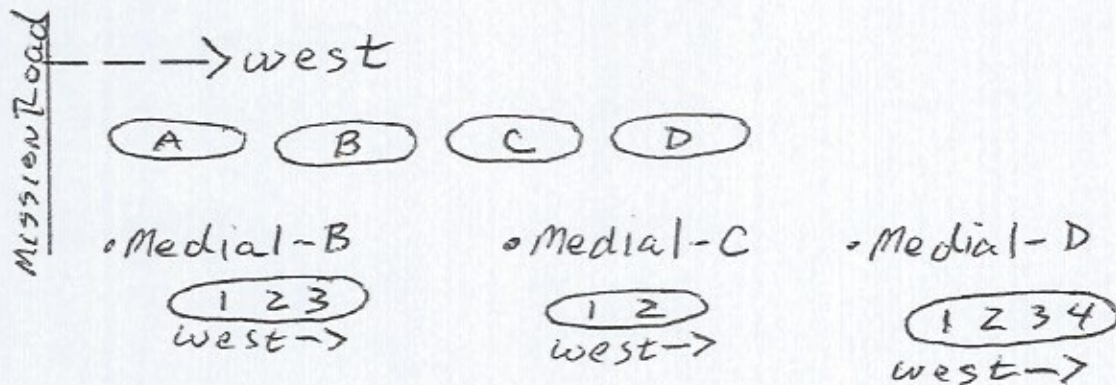
WILSHIRE HOMES ASSOCIATION  
POOL/TENNIS COURTS  
ASH LOCATION DIAGRAM



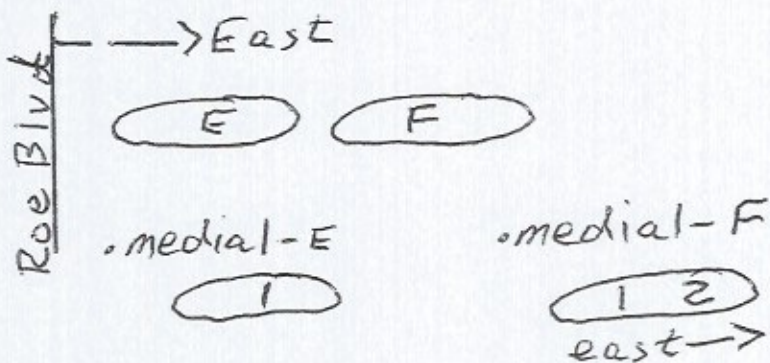


WILSHIRE HOMES ASSOCIATION  
MEDIALS-ALONG 132<sup>ND</sup> STREET  
ASH LOCATION DIAGRAM

• Westward from Mission Road



• Eastward from Roe Blvd.



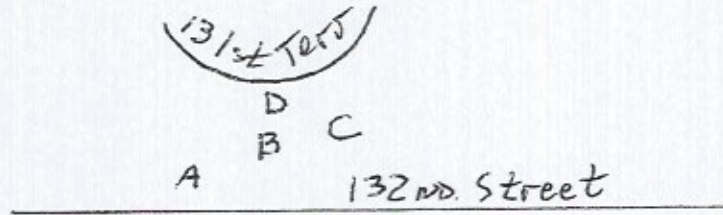


WILSHIRE HOMES ASSOCIATION  
COMMON GROUND AREAS--ASH TREE INVENTORY


| Address/Location                       | Size (DBH) | General          |  | Structure Rating | Comments | Other |
|--|------------|------------------|--|------------------|----------|-------|
|  |            | Condition Rating |  |                  |          |       |
| Between 4552 and 4559 W. 131st Terr. A | 11.3       | 2/3              |  | 3                | FG       | W     |
| Between 4552 and 4559 W. 131st Terr. B | 17.7       | 2/3              |  | 3                | FG       | W     |
| Between 4552 and 4559 W. 131st Terr. C | 19.5       | 2/3              |  | 2/3              | FG       | W     |
| Between 4552 and 4559 W. 131st Terr. D | 18.3       | 2/3              |  | 2/3              | FG       | W     |
| Between 4341 and 4344 W. 131st Terr. A | 10.5       | 2/3              |  | 2/3              | FG       | W     |
| Between 4341 and 4344 W. 131st Terr. B | 10.4       | 2/3              |  | 2/3              | FG       | W     |
| Between 4341 and 4344 W. 131st Terr. C | 11.3       | 2/3              |  | 3                | FG,SG    | W     |
| Between 13104 and 13101 El Monte St.   | 15.0       | 2/3              |  | 3                | FG       | W     |
| Between 13121 and 13116 Alhambra A     | 16.9       | 2/3              |  | 2/3              | FG       | W     |
| Between 13121 and 13116 Alhambra B     | 16.2       | 2/3              |  | 3                | FG       | W     |
|  |            |                  |  |                  |          |       |
|  |            |                  |  |                  |          |       |
|  |            |                  |  |                  |          |       |
|  |            |                  |  |                  |          |       |

WILSHIRE HOMES ASSOCIATION  
COMMON GROUND AREAS  
ASH LOCATION DIAGRAM


• Between 4552 & 4559 W. 131 Terrace



• Between 4341 & 4344 W. 131st Terrace



• Between 13121 & 13116 Alhambra



**WILSHIRE HOMES ASSOCIATION  
STREET TREE--ASH TREE INVENTORY**

| Address/Location   | Size (DBH) | General Condition Rating | Structure Rating | Comments | Other |
|--------------------|------------|--------------------------|------------------|----------|-------|
| 13200 Granada      | 10.6       | 2/3                      | 2/3              | FG       | W     |
| 13200 Granada      | 12.6       | 2/3                      | 2/3              | FG       | W     |
| 13201 Granada      | 14.2       | 2/3                      | 3                | FG,TR    | W     |
| 13201 Granada      | 13.8       | 2/3                      | 2/3              | FG       | W     |
| 13201 Granada      | 14.6       | 2/3                      | 2/3              | FG,TR    | W     |
| 13200 Fontana      | 16.5       | 2/3                      | 2/3              | FG       | W     |
| 13200 Fontana      | 15.3       | 2                        | 2                | FG       | W     |
| 13201 Fontana      | 14.4       | 2/3                      | 2/3              | FG       | W     |
| 13201 Fontana      | 15.0       | 2                        | 2                | FG       | W     |
| 4409 W. 132nd St.  | 14.4       | 2/3                      | 2/3              | FG       | W     |
| 4409 W. 132nd St.  | 12.2       | 2                        | 2                | FG       | W     |
| 4409 W. 132nd St.  | 13.0       | 2/3                      | 2                | FG       | W     |
| 4405 W. 132nd St.  | 13.5       | 2                        | 2/3              | FG       | W     |
| 13200 El Monte     | 11.8       | 2/3                      | 2                | FG       | W     |
| 4321 W. 132nd St.  | 14.4       | 2/3                      | 2/3              | FG       | W     |
| 4321 W. 132nd St.  | 15.4       | 2                        | 2/3              | FG,LF    | W     |
| 4317 W. 132nd St.  | 12.0       | 2                        | 2                | FG       | W     |
| 4313 W. 132nd St.  | 12.1       | 2                        | 2                | FG       | W     |
| 4313 W. 132nd St.  | 12.5       | 2/3                      | 3                | FG       | W     |
| 4309 W. 132nd St.  | 10.0       | 2                        | 2                | FG       | W     |
| 4309 W. 132nd St.  | 11.9       | 2                        | 2/3              | FG       | W     |
| 4309 W. 132nd St.  | 12.8       | 2                        | 2/3              | FG       | W     |
| 13241 Delmar Court | 11.0       | 2                        | 2/3              | FG       | W     |
| 13241 Delmar Court | 10.6       | 2                        | 2/3              | FG       | W     |
| 4301 W. 132nd St.  | 15.5       | 2                        | 3                | FG       | W     |
| 4301 W. 132nd St.  | 11.0       | 2                        | 2/3              | FG       | W     |
| 4301 W. 132nd St.  | 13.3       | 2                        | 2/3              | FG       | W     |
| 4013 W. 132nd St.  | 11.7       | 2                        | 2/3              | FG       | W     |
| 4009 W. 132nd St.  | 11.9       | 2/3                      | 2/3              | FG       | W     |
| 4005 W. 132nd St.  | 12.7       | 2                        | 2/3              | FG       | W     |
| 4001 W. 132nd St.  | 14.0       | 2                        | 2/3              | FG       | W     |

**WILSHIRE HOMES ASSOCIATION  
STREET TREE--ASH TREE INVENTORY**

| Address/Location    | Size (DBH) | General Condition Rating | Structure Rating | Comments | Other |
|---------------------|------------|--------------------------|------------------|----------|-------|
| 4001 W. 132nd St.   | 11.4       | 2/3                      | 2/3              | FG       | W     |
| 3909 W. 132nd St.   | 9.2        | 2/3                      | 2/3              | FG,SG    | W     |
| 13121 Alhambra      | 11.5       | 2                        | 3                | FG       | W     |
| 13121 Alhambra      | 10.0       | 2/3                      | 2                | FG       | W     |
| 13116 Alhambra      | 9.7        | 2/3                      | 2/3              | FG       | W     |
| 13116 Alhambra      | 9.7        | 2/3                      | 2                | FG,TR    | W     |
| 13117 Buena Vista   | 14.6       | 2                        | 2/3              | FG       | W     |
| 13117 Buena Vista   | 8.5        | 2                        | 2/3              | FG       | W     |
| 13121 Buena Vista   | 14.6       | 2                        | 2                | FG       | W     |
| 13121 Buena Vista   | 13.3       | 2                        | 2/3              | FG       | W     |
| 4304 W. 132nd St.   | 11.9       | 2                        | 2                | FG       | W     |
| 4304 W. 132nd St.   | 11.2       | 2                        | 2/3              | FG       | W     |
| 4308 W. 132nd St.   | 12.1       | 2                        | 2/3              | FG       | W     |
| 4308 W. 132nd St.   | 11.4       | 2                        | 2                | FG       | W     |
| 13117 El Monte St.  | 13.2       | 2                        | 2/3              | FG       | W     |
| 13117 El Monte St.  | 15.0       | 2                        | 3                | FG       | W     |
| 13120 El Monte St.  | 12.9       | 2                        | 2                | FG       | W     |
| 13120 El Monte St.  | 15.5       | 2                        | 2/3              | FG       | W     |
| 13153 El Monte Dr.  | 15.3       | 2                        | 3                | FG       | W     |
| 13148 El Monte Dr.  | 14.1       | 2                        | 3                | FG       | W     |
| 13148 El Monte Dr.  | 16.6       | 2                        | 2/3              | FG       | W     |
| 4412 W. 132nd St.   | 10.9       | 2                        | 2/3              | FG       | W     |
| 4549 W. 131st Terr. | 17.7       | 2                        | 2/3              | FG       | W     |
| 4549 W. 131st Terr. | 13.9       | 2                        | 2/3              | FG       | W     |
| 4552 W. 131st Terr. | 20.2       | 2                        | 3                | FG       | W     |
| 13117 Granada       | 17.0       | 2                        | 3                | FG       | W     |
| 13117 Granada       | 12.5       | 2                        | 2/3              | FG       | W     |
| 13120 Granada       | 13.2       | 2/3                      | 2/3              | FG       | W     |
| 13120 Granada       | 11.9       | 3                        | 2/3              | FG       | W     |
| 13101 El Monte St.  | 10.4       | 2/3                      | 2/3              | FG       | W     |
| 13101 El Monte St.  | 11.0       | 2/3                      | 2                | FG       | W     |

**WILSHIRE HOMES ASSOCIATION  
STREET TREE--ASH TREE INVENTORY**

| Address/Location    | Size (DBH) | General Condition Rating | Structure Rating | Comments                | Other |
|---------------------|------------|--------------------------|------------------|-------------------------|-------|
| 13104 El Monte St.  | 9.2        | 2/3                      | 2/3              | FG                      | W     |
| 4341 W. 131st Terr. | 8.7        | 2/3                      | 2/3              | FG                      | W     |
| 4344 W. 131st Terr. | 12.0       | 2/3                      | 2/3              | FG                      | W     |
| 4344 W. 131st Terr. | 18.7       | 2/3                      | 3                | FG                      | W     |
| 4244 W. 131st Terr. | 10.7       | 2/3                      | 2/3              | FG                      | W     |
| 4244 W. 131st Terr. | 14.3       | 2/3                      | 2/3              | FG                      | W     |
| 4245 W. 131st Terr. | 11.7       | 2/3                      | 2/3              | FG                      | W     |
| 4245 W. 131st Terr. | 12.6       | 2/3                      | 2                | FG                      | W     |
| 13105 Delmar        | 13.2       | 2/3                      | 2/3              | FG                      | W     |
| 13105 Delmar        | 14.6       | 2/3                      | 2/3              | FG                      | W     |
| 13109 Delmar        | 14.7       | 2/3                      | 2/3              | FG                      | W     |
| 4185 W. 131st Place | 11.6       | 2/3                      | 3                | FG                      | W     |
| 4181 W. 131st Place | 11.0       | 2/3                      | 2/3              | FG                      | W     |
| 4181 W. 131st Place | 11.1       | 2/3                      | 3                | FG                      | W     |
| 4181 W. 131st Place | 8.9        | 2/3                      | 2/3              | FG                      | W     |
| 13121 Buena Vista   | 13.5       | 2/3                      | 2/3              | FG                      | W     |
| 13121 Buena Vista   | 16.3       | 2/3                      | 3                | FG                      | W     |
| 4013 W. 132nd St.   | 15.9       | 2/3                      | 2/3              | LF                      | G     |
| 4013 W. 132nd St.   | 13.1       | 2/3                      | 2                |                         | G     |
| 13205 Delmar        | 15.6       | 2/3                      | 3                |                         | G     |
| 13205 Delmar        | 13.7       | 2/3                      | 2/3              |                         | G     |
| 13209 Delmar        | 14.8       | 2/3                      | 2                |                         | G     |
| 13216 Delmar        | 15.1       | 2/3                      | 2/3              |                         | G     |
| 13208 Delmar        | 13.1       | 2/3                      | 2/3              |                         | G     |
| 13204 Delmar        | 16.0       | 2/3                      | 2/3              |                         | G     |
| 13204 Delmar        | 13.9       | 2/3                      | 2/3              | LF                      | G     |
| 4301 W. 132nd St.   | 14.8       | 2/3                      | 2                |                         | G     |
| 4301 W. 132nd St.   | 17.1       | 2/3                      | 2/3              |                         | G     |
| 4245 W. 131st Terr. | 18.3       | 3                        | 2                |                         | G     |
| 4245 W. 131st Terr. | 18.0       | 2/3                      | 3                | 50% canopy/trunk failed | R     |
| 4241 W. 131st Terr. | 14.2       | 3                        | 2/3              |                         | G     |

**WILSHIRE HOMES ASSOCIATION  
STREET TREE--ASH TREE INVENTORY**

| Address/Location    | Size (DBH) | General Condition Rating | Structure Rating | Comments               | Other |
|---------------------|------------|--------------------------|------------------|------------------------|-------|
| 4149 W. 131st Terr. | 15.2       | 2/3                      | 2                |                        | W     |
| 4145 W. 131st Terr. | 16.1       | 2/3                      | 2/3              | LF                     | G     |
| 4141 W. 131st Terr. | 18.8       | 2/3                      | 2/3              |                        | G     |
| 4045 W. 131st Terr. | 17.8       | 2/3                      | 2                | LF                     | G     |
| 4045 W. 131st Terr. | 16.3       | 2/3                      | 2                |                        | G     |
| 4041 W. 131st Terr. | 15.5       | 2/3                      | 2                |                        | G     |
| 4041 W. 131st Terr. | 14.2       | 2/3                      | 2                |                        | G     |
| 13100 Alhambra      | 12.4       | 2/3                      | 3                |                        | G     |
| 13100 Alhambra      | 14.4       | 3                        | 2                |                        | G     |
| 13100 Alhambra      | 18.2       | 3                        | 3                | 40% canopy/limb failed | G     |
| 13104 Alhambra      | 14.0       | 3                        | 3                | LF-low                 | G     |
| 13108 Alhambra      | 15.5       | 2/3                      | 2/3              |                        | G     |
| 13112 Alhambra      | 15.6       | 2/3                      | 2/3              |                        | G     |
| 13112 Alhambra      | 15.2       | 2/3                      | 3                |                        | G     |
| 13116 Alhambra      | 13.3       | 2/3                      | 2/3              |                        | G     |
| 13121 Alhambra      | 15.6       | 2/3                      | 2/3              |                        | G     |
| 13117 Alhambra      | 16.2       | 2/3                      | 2/3              |                        | G     |
| 13113 Alhambra      | 14.3       | 2/3                      | 2/3              |                        | G     |
| 13109 Alhambra      | 16.2       | 2/3                      | 2/3              |                        | G     |
| 13105 Alhambra      | 13.7       | 2/3                      | 2                | TR                     | G     |
| 13101 Alhambra      | 14.6       | 3                        | 3                | LF                     | G     |
| 4040 W. 131st Terr. | 11.6       | 2/3                      | 2/3              |                        | G     |
| 4040 W. 131st Terr. | 18.5       | 2/3                      | 2/3              |                        | G     |
| 4044 W. 131st Terr. | 16.5       | 2/3                      | 2/3              |                        | G     |
| 4140 W. 131st Terr. | 11.8       | 3                        | 2/3              |                        | G     |
| 4144 W. 131st Terr. | 14.8       | 2/3                      | 2                |                        | G     |
| 4148 W. 131st Terr. | 14.6       | 2/3                      | 2/3              |                        | G     |
| 4240 W. 131st Terr. | 13.1       | 2/3                      | 2                |                        | G     |
| 4341 W. 131st Terr. | 15.7       | 2/3                      | 2/3              |                        | G     |
| 4345 W. 131st Terr. | 19.6       | 2/3                      | 2/3              |                        | G     |
| 4345 W. 131st Terr. | 14.3       | 2/3                      | 2                |                        | G     |

**WILSHIRE HOMES ASSOCIATION  
STREET TREE--ASH TREE INVENTORY**

| Address/Location    | Size (DBH) | General Condition Rating | Structure Rating | Comments                 | Other |
|---------------------|------------|--------------------------|------------------|--------------------------|-------|
| 13141 El Monte Dr.  | 14.4       | 2/3                      | 2/3              | FG                       | W     |
| 13141 El Monte Dr.  | 18.3       | 2/3                      | 2/3              | LF                       | G     |
| 13140 El Monte Dr.  | 14.9       | 3                        | 3                | 50% canopy/trunk failure | R     |
| 13140 El Monte Dr.  | 18.6       | 3                        | 2/3              |                          | G     |
| 4445 W. 131st Terr. | 14.2       | 2/3                      | 2/3              | FG                       | W     |
| 4445 W. 131st Terr. | 10.5       | 2/3                      | 2/3              | FG                       | W     |
| 4541 W. 131st Terr. | 12.6       | 2/3                      | 2/3              | FG                       | W     |
| 4545 W. 131st Terr. | 18.0       | 2/3                      | 2                |                          | G     |
| 4545 W. 131st Terr. | 16.8       | 2/3                      | 2                |                          | G     |
| 4549 W. 131st Terr. | 14.3       | 2/3                      | 3                |                          | G     |
| 4549 W. 131st Terr. | 18.1       | 2/3                      | 2                | LF                       | G     |
| 4552 W. 131st Terr. | 16.3       | 2/3                      | 2                |                          | G     |
| 4548 W. 131st Terr. | 17.2       | 2                        | 2/3              | SG                       | G     |
| 4544 W. 131st Terr. | 16.5       | 2/3                      | 2/3              |                          | G     |
| 4540 W. 131st Terr. | 16.4       | 2/3                      | 2                |                          | G     |
| 4540 W. 131st Terr. | 18.5       | 2                        | 2                |                          | G     |
| 4448 W. 131st Terr. | 17.1       | 2/3                      | 2/3              | TR                       | G     |
| 4444 W. 131st Terr. | 16.3       | 2                        | 2                |                          | G     |
| 4444 W. 131st Terr. | 15.7       | 2/3                      | 2/3              |                          | G     |
| 4440 W. 131st Terr. | 15.6       | 2                        | 2/3              |                          | G     |
| 4356 W. 131st Terr. | 15.5       | 2/3                      | 2                |                          | G     |
| 4352 W. 131st Terr. | 18.9       | 2                        | 3                | LF,TR                    | G     |
| 4344 W. 131st Terr. | 13.7       | 2/3                      | 2/3              |                          | G     |
| 4344 W. 131st Terr. | 15.0       | 2/3                      | 2/3              | TR                       | G     |
| 4540 W. 131st Terr  | 17.9       | 2/3                      | 3                | LF,TR                    | G     |
| 4521 W. 131st St.   | 17.3       | 2/3                      | 2/3              |                          | G     |
| 4448 W. 131st Terr. | 13.0       | 3                        | 2/3              |                          | G     |
| 4448 W. 131st Terr. | 16.7       | 2/3                      | 2/3              | LF                       | G     |
| 13201 Fontana St.   | 17.1       | 2/3                      | 2                | TR                       | G     |
| 13201 Fontana St.   | 12.2       | 2/3                      | 2                |                          | G     |
| 13212 Fontana St.   | 17.2       | 2/3                      | 2/3              |                          | G     |

WILSHIRE HOMES ASSOCIATION  
STREET TREE--ASH TREE INVENTORY

| Address/Location                | Size (DBH) | General          |  | Structure Rating | Comments | Other |
|---------------------------------|------------|------------------|--|------------------|----------|-------|
|                                 |            | Condition Rating |  |                  |          |       |
| 13208 Fontana St.               | 18.1       | 2/3              |  | 2/3              | LF       | G     |
| 13204 Fontana St.<br>South tree | 16.1       | 2/3              |  | 2                |          | G     |
| 13204 Fontana St.<br>North tree | 16.6       | 2/3              |  | 2                |          | G     |
| 13200 Fontana St.               | 14.1       | 2/3              |  | 2/3              |          | G     |
|                                 |            |                  |  |                  |          |       |
|                                 |            |                  |  |                  |          |       |
|                                 |            |                  |  |                  |          |       |
|                                 |            |                  |  |                  |          |       |
|                                 |            |                  |  |                  |          |       |
|                                 |            |                  |  |                  |          |       |